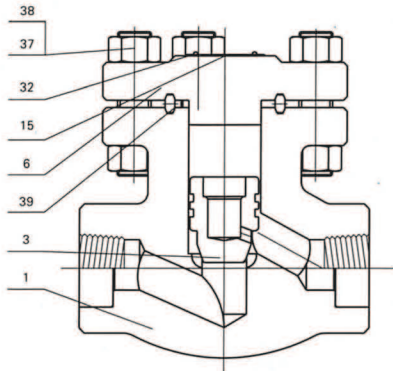
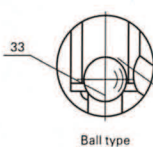


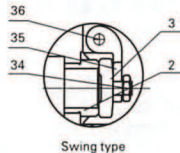
Female threaded and socket welded check valves



Please mark in you offer if you need load spring



Ball type



Swing type

Application standards

- 1、 Design and manufacture conform to BS5352 MSS SP-118;
- 2、 Connection ends conform to:
 - 1)Socket welded ends conform to ANSI B16.11;JB/T1751
 - 2)Screw ends conform to ANSI B1.20.1;JB/T7306
 - 3)Butt-welded ends conform to ANSI B16.25;JB/T12224
 - 4)Flanged ends conform to ANSI B16.5;JB79
- 3、 Test and inspection conform to:
 - API 598; GB/T13927; JB/T9092
- 4、 Structure features:
 - Gasket for bonnet connect adopt metal ring,
 - Bolted bonnet, Welded bonnet
- 5、 Materials conform to ANSI/ASTM.
- 6、 Main materials:
 - A105; LF2; F5; F11; F22; 304(L); 316(L); F347;
 - F321; F51; Monel; 20 Alloy.

Carbon steel temperature-pressure rate

- CL150-285 P.S.I @ 100° F
- CL300-740 P.S.I @ 100° F
- CL600-1480 P.S.I @ 100° F
- CL800-1975 P.S.I @ 100° F
- CL1500-3705 P.S.I @ 100° F
- CL2500-6170 P.S.I @ 100° F

Main part materials list

NO.	Part name	A105/F6a	A105/F6aHFS	LF2/304	F11/F6aHF	F304(L)/304(L)	F316(L)/316(L)	F51/F51
1	Body	A105	A105	LF2	F11	F304(L)	F316(L)	F51
2	Seat ring	410	410HF	304	410HF	304(L)	316(L)	F51
3	Disc	F6a	F6a	F304	F6aHF	F304(L)	F316(L)	F51
6	Bonnet	A105	A105	LF2	F11	F304(L)	F316(L)	F51
15	Nameplate	AL	AL	AL	AL	AL	AL	AL
32	Revit	AL	AL	AL	AL	AL	AL	AL
33	Steel ball	430	430	304	STL	316(L)	316(L)	STL
34	Disc nut	2H	2H	8	8	8(M)	8(M)	8M
35	Hinge	410	410	304	410	316(L)	316(L)	F51
36	Pin	410	410	304	410	304(L)	316(L)	F51
37	Screwed stud	B7	B7	L7	B16	B8(M)	B8(M)	B8(M)
38	Nut	2H	2H	8	8	8(M)	8(M)	8(M)
39	Metal ring	304	304	304	304	304(L)	316(L)	F51